



# Rear Bumper

## Installation Instructions

For: Jeep Wrangler and  
Wrangler Unlimited  
1986 – 2006

**Part Number: 43902 / 45902**



**DO NOT INSTALL THIS PRODUCT ON ANY VEHICLE OTHER THAN THOSE LISTED ABOVE.**

This product is only designed for the vehicles listed above. Failure to install this product on the proper vehicle could cause injury to the vehicle occupants and damage to the product.



### WARNING

This product is designed to enhance the appearance of the vehicle. Do not rely in any way on the components of this product to contain occupants within the vehicle, or to protect against injury or death in the event of an accident. Never operate vehicle in excess of manufacturer's specifications.

#### WEAR SEAT BELTS AT ALL TIMES

Read and follow, precisely, all installation instructions provided when installing this product. Failure to do so could place occupants of the vehicle in a potentially dangerous situation. After installing or reinstalling, check to make sure it has been properly installed.

### Table of Contents

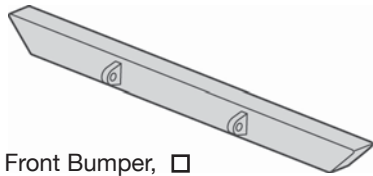
PARTS LIST .....	PAGE 2
TOOLS NEEDED .....	PAGE 2
INSTALLATION .....	PAGE 2
WARRANTY .....	PAGE 3



### CAUTION

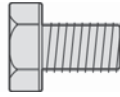
Safety glasses should be worn at all times while installing this product.

## Parts List



Front Bumper, □  
Part Number 478.93 (Gloss Finish),  
Part Number 498.14 (Matte Finish),  
Qty - 1

### Hardware Kit Part Number 485.75



□ Hex Bolts, Part  
Number 414.45,  
Qty - 4



Lock Washers, Part  
Number 414.46,  
Qty - 4

Washers, Part Number  
414.47, Qty - 4

## Tools Needed

Ratchet 18mm and 19mm  
18mm, 19mm and Wrenches  
5/16" Sockets  
Hammer Safety Glasses



## CAUTION

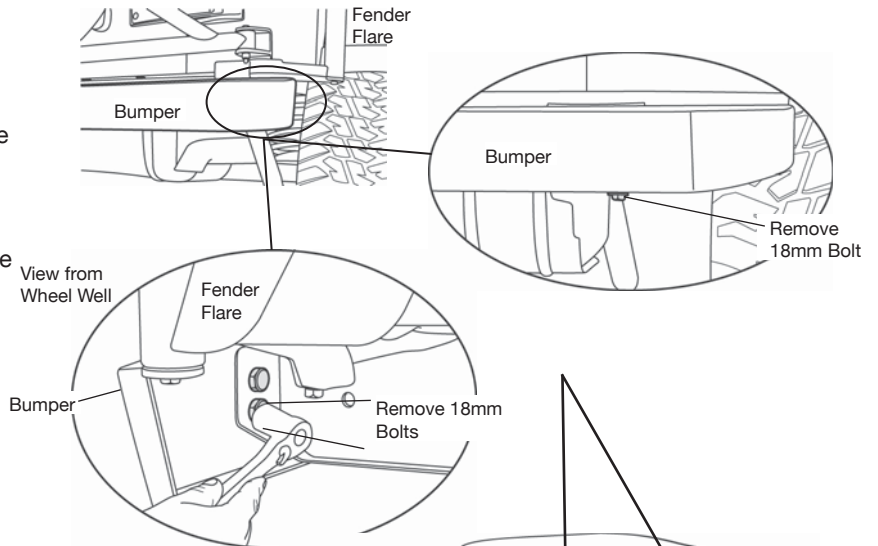
Two or more people may be required to lift the bumper safely.

## Step One

### REMOVE THE ORIGINAL BUMPER

Use a socket wrench and an 18mm socket to remove the two (2) bolts on each end of the bumper that attach it to the frame.

Remove the 18mm bolts that attach the bumper to the frame, one under each end of the bumper. Set the bolts aside to be used to install the Rear Bumper.

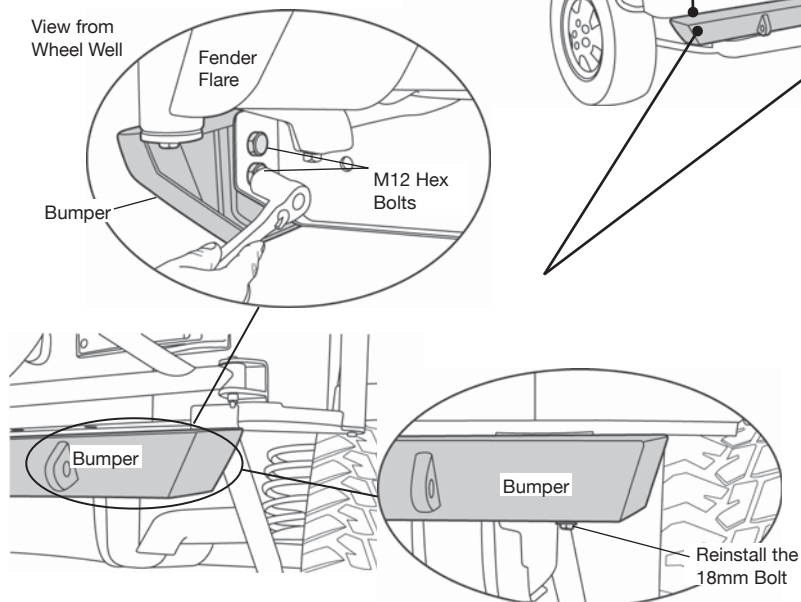


## Step Two

### INSTALL REAR BUMPER

Place the Rear Bumper on the vehicle and install two (2) Hex Bolts from the parts kit on each side of the vehicle for '97 - '06 Wranglers. For '86 - '96 Wranglers install four (4) Hex Bolts.

Then reinstall the 18mm Bolt under the bumper on each side of the vehicle.



---

### **LIMITED WARRANTY**

We warrant our product to be free from defects in material and workmanship, for terms specified below, provided there has been normal use and proper maintenance. This warranty applies to the original purchaser only. All remedies under this warranty are limited to the repair or replacement of any item or items found by the factory to be defective within the time period specified.

If you have a warranty claim, first you must call our factory at the number below for instructions. You must retain proof of purchase and submit a copy with any items returned for warranty work. Upon completion of warranty work, if any, we will return the repaired or replaced item or items to you freight prepaid. Damage to our products caused by accidents, fire, vandalism, negligence, misinstallation, misuse, Acts of God, or by defective parts not manufactured by us, is not covered under this warranty.

THE WARRANTY TIME PERIOD IS AS FOLLOWS: ALL "GOODS" MANUFACTURED BY OUR COMPANY: ONE YEAR FROM DATE OF PURCHASE.

ANY IMPLIED WARRANTIES OF MERCHANTABILITY AND/OR FITNESS FOR A PARTICULAR PURPOSE CREATED HEREBY ARE LIMITED IN DURATION TO THE SAME DURATION AND SCOPE AS THE EXPRESS WRITTEN WARRANTY. OUR COMPANY SHALL NOT BE LIABLE FOR ANY INCIDENTAL OR CONSEQUENTIAL DAMAGE.

Some states do not allow limitations on how long an implied warranty lasts, or the exclusion or limitation of incidental or consequential damages, so the above limitations or exclusions may not apply to you.

This warranty gives you specific legal rights, and you may also have other rights which vary from state to state.

For further information, please contact:

Customer Service  
877-638-9509

All or a portion of this product may have been made in China.

